

SikaSwell®-A 2010 M

Hydrophilic joint sealing profile for salt water contact

Product Description Hydrophilic profile for construction joint sealing which swells in contact with water and particularly salt water, such as sea water and water containing de-icing salts

Uses To seal:

- Construction joints
- Pipe and steel work penetrations through walls and floor slabs
- Construction joints in precast concrete elements
- Construction joints in cable ducts, etc.
- Around all types of penetrations through concrete

Characteristics / Advantages

- Easy to apply
- Can be applied on different substrates
- Swells in contact with salt water
- Can swell into cracks and gaps
- No hardening or curing time required
- No welding required
- Adaptable to suit many different details


Product Data

Form

Appearance / Colours Yellow, water swellable, sealing profiles

Packaging Rolls of 10 metres length packed in cardboard boxes as stated in the following table.

Types

Type	Width (mm)	Thickness (mm)	Cross section (schematic view)	Description	m / box
2010	20	10		Water swellable profile (particularly for sea water)	6 x 10 M rolls = 60 M

Construction



Storage

Storage Conditions / Shelf Life

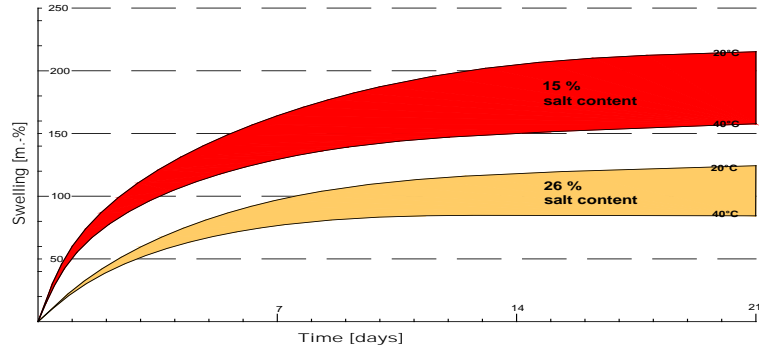
12 months from date of production if stored in unopened, undamaged and sealed original packaging in dry conditions at temperatures between +5°C and +35°C. Protect from UV light.

Technical Data

Chemical Base

Acrylic polymer with hydrophilic properties

Change of Volume



System Information

Application Details

Substrate Quality

The substrate must be sound, clean, dry or 'mat damp', free from all surface contaminants.

Substrate Preparation

All loose particles, release agents, cement laitance, paint, rust and any other poorly adhering materials must be removed by suitable hand or mechanical preparation.

Surfaces which are excessively rough can tend to leak later on. We recommend smoothing the freshly placed concrete surface with a timber batten where the SikaSwell A 2010 M sealing profile is to be placed.

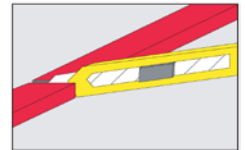
Application Instructions

Application Method / Tools

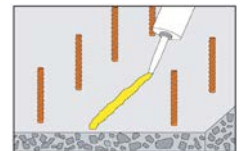
Clean the surface thoroughly as any loose or friable particles negatively affect the bond to the surface.



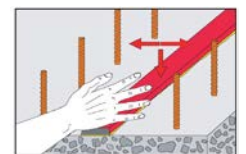
Cut the SikaSwell® - A 2010 M Profile to the required length.



Apply the SikaSwell® S-2 (Adhesive) to the clean concrete surface.

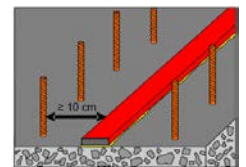


Press the SikaSwell® - A 2010 M Profile into the freshly applied SikaSwell S-2 (Adhesive).



It is important to ensure full bond to the surface.

The SikaSwell® - A 2010 M Profiles must have concrete cover of at least 10 cm.



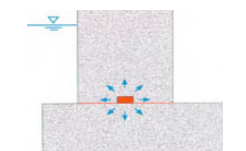
Protect the SikaSwell® - A 2010 M Profiles against exposure to water (e.g. rain) until the next concrete layer is placed.



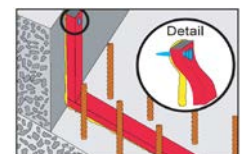

General:

A full and continuous contact between SikaSwell® - A 2010 M Profiles and the substrate shall be obtained.

During the concrete placement ensure that there is full compaction around the SikaSwell® - A 2010 M Profiles to produce dense concrete without honeycombing or voids.



Fixing details:



Cleaning of Tools

Clean all tools and application equipment with Sika® Colma-Cleaner immediately after use. Hardened / cured material (adhesive) can only be removed mechanically.

Notes on Application / Limitations

SikaSwell®- A 2010 M Profiles expand by swelling in contact with water. This does not happen immediately, but slowly after several hours. Nevertheless it is advisable not to leave SikaSwell®- A 2010 M Profiles for any length of time uncovered and exposed to rain water (max. 24 hours as long as water can drain away).

Do not use the SikaSwell®- A 2010 M Profile for expansion / movement joints!

Use the SikaSwell®-A 2010 M Profile only for salty water.

If the water level suddenly increases the watertightness of the joints will only be achieved when the SikaSwell®- A 2010 M Profiles have swollen.

In a totally dry state the SikaSwell®- A 2010 M Profile will shrink to its original dimensions, but they will expand again in any future contact with water.

Do not use the SikaSwell®- A 2010 M Profile for sealing against water pressures higher than 2 bar because of the limited additional water penetration distance available to effect the sealing.

If the SikaSwell®- A 2010 M Profile is to be fixed around small diameter pipes, use additional mechanical fixing with tie wire or a sleeve for example.

Value Base

All technical data stated in this Product Data Sheet are based on laboratory tests. Actual measured data may vary due to circumstances beyond our control.

Health and Safety Information

For information and advice on the safe handling, storage and disposal of chemical products, users shall refer to the most recent Material Safety Data Sheet containing physical, ecological, toxicological and other safety-related data.

Legal Notes

The information, and, in particular, the recommendations relating to the application and end-use of Sika products, are given in good faith based on Sika's current knowledge and experience of the products when properly stored, handled and applied under normal conditions in accordance with Sika's recommendations. In practice, the differences in materials, substrates and actual site conditions are such that no warranty in respect of merchantability or of fitness for a particular purpose, nor any liability arising out of any legal relationship whatsoever, can be inferred either from this information, or from any written recommendations, or from any other advice offered. The user of the product must test the product's suitability for the intended application and purpose. Sika reserves the right to change the properties of its products. The proprietary rights of third parties must be observed. All orders are accepted subject to our current terms of sale and delivery. Users must always refer to the most recent issue of the local Product Data Sheet for the product concerned, copies of which will be supplied on request.



Sika Australia Pty Limited
ABN 12 001 342 329

Phone 1300 22 33 48
www.sika.com.au

